

DETENTION OF CHILDREN

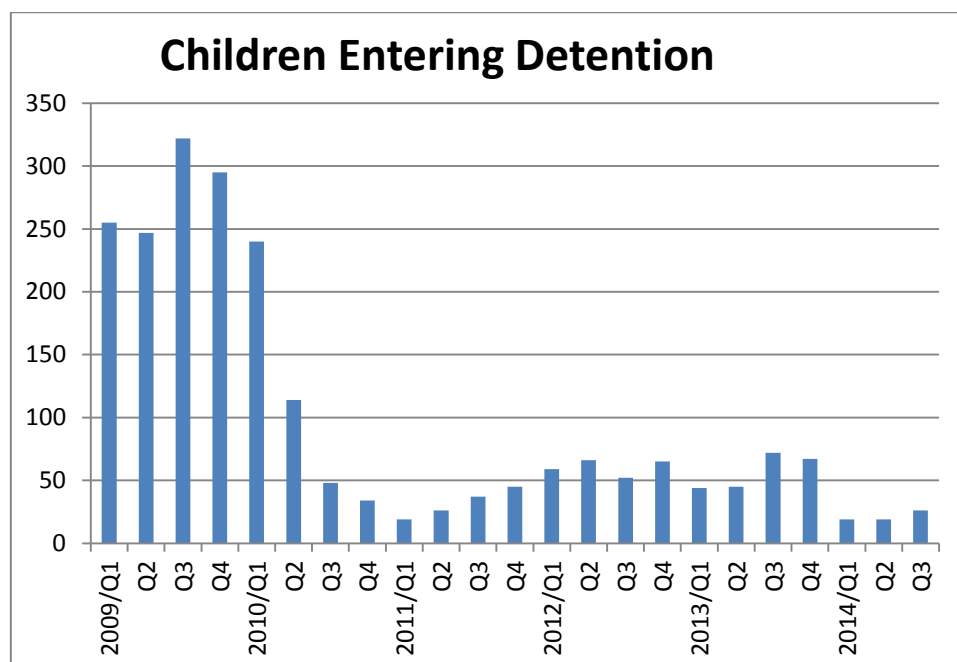
December 2014

In May 2010 the Government announced its intention to end the detention of children, followed by the announcement in December 2010 of a new process to arrange for the departure of families with children, including the use of secure 'pre-departure' accommodation for families refusing to cooperate with the departure process.

The pre-departure facility Cedars opened in August 2011. Families with children can still be held in short term holding facilities at ports of entry, or at Tinsley House Immigration Removal Centre, pending admission to the UK or removal. Detention at other Immigration Removal Centres is now rare, but does occasionally occur.

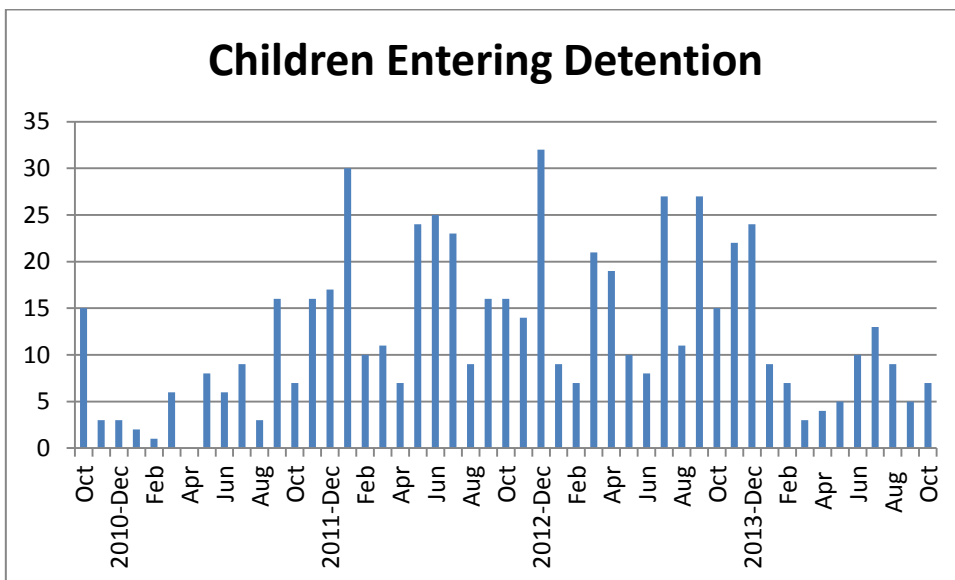
The number of children detained has undoubtedly fallen as a result of the changed procedures, but children are still being detained.

The chart below shows the number of children entering detention each quarter since the beginning of 2009. The numbers dropped sharply during 2010 and have remained relatively low compared with earlier years.

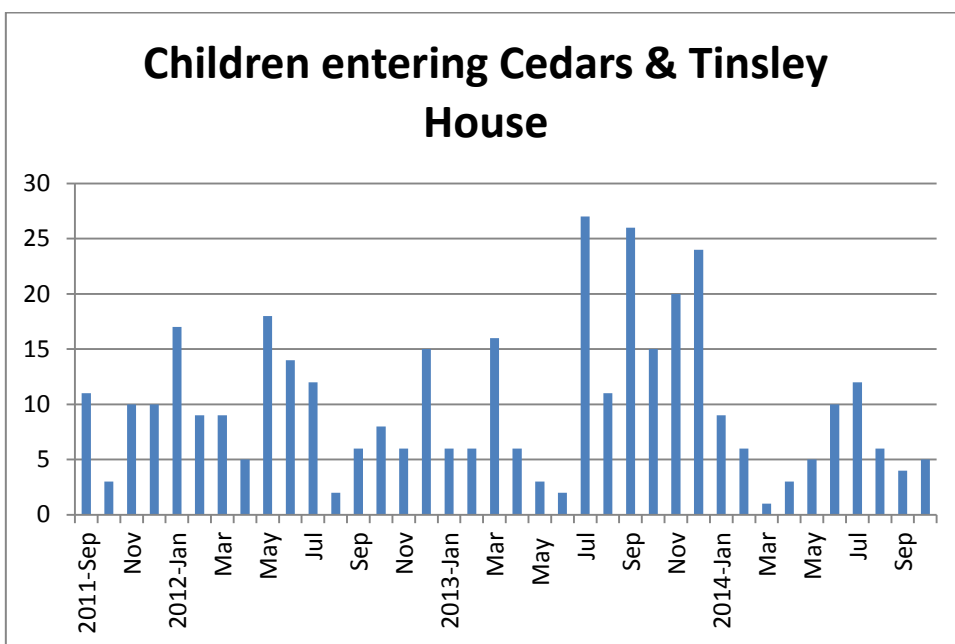


Since the opening of Cedars the vast majority of detained children are at either Cedars or Tinsley House, from 88% to 100%, depending on whether monthly or quarterly statistics are used. The monthly statistical publications do contain a rider to the effect that the figures should be regarded as provisional.

The monthly figures for the number of children entering detention are shown in the chart below. This covers the period back to October 2010, which is when publication of monthly statistics began, so is for a shorter period than for the chart above using the quarterly figures, and does not cover the earlier years when rates of detention were significantly higher.



The effect of the opening of Cedars, and then the Tinsley House Family Unit, is evident in more recent periods. The number of children entering Cedars and Tinsley House Family Unit is shown in the chart below.



There are discrepancies between the monthly and quarterly statistics over the period from October 2010 when the monthly publication began. As explained above this is as a result of the provisional monthly figures being updated as more information is available and as the quarterly figures are generated. It is the older figures which have tended to show bigger changes.

The table below shows the total number of children entering detention by quarter as given by adding together the monthly figures and then the published quarterly figures.

Quarter	From Monthly Statistics	From Quarterly Statistics
Q3 2014	27	26
Q2 2014	19	19
Q1 2014	19	19
Q4 2013	61	67
Q3 2013	65	72
Q2 2013	37	45
Q1 2013	37	44
Q4 2012	62	65
Q3 2012	48	52
Q2 2012	56	66
Q1 2012	51	59
Q4 2011	40	45
Q3 2011	28	37
Q2 2011	14	26
Q1 2011	9	19
Q4 2010	21	34

Quarterly data has also been updated from time to time. For example from the publication of the Jan-Mar 2014 statistics to the publication of the Apr-Jun 2014 statistics all the quarterly figures for 2013 were updated, and revised upwards by a total of 25.

About the Refugee Council

The Refugee Council is one of the leading organisations in the UK working with asylum seekers and refugees. We give help and support to asylum seekers and refugees, and also work with them to ensure their needs and concerns are addressed by decision-makers.